


Movement by Perfection



The Royal League in **ventilation**, control and drive technology



Product documentation

Type  
FN050-4DK.4I.V7P1

Article number  
153540

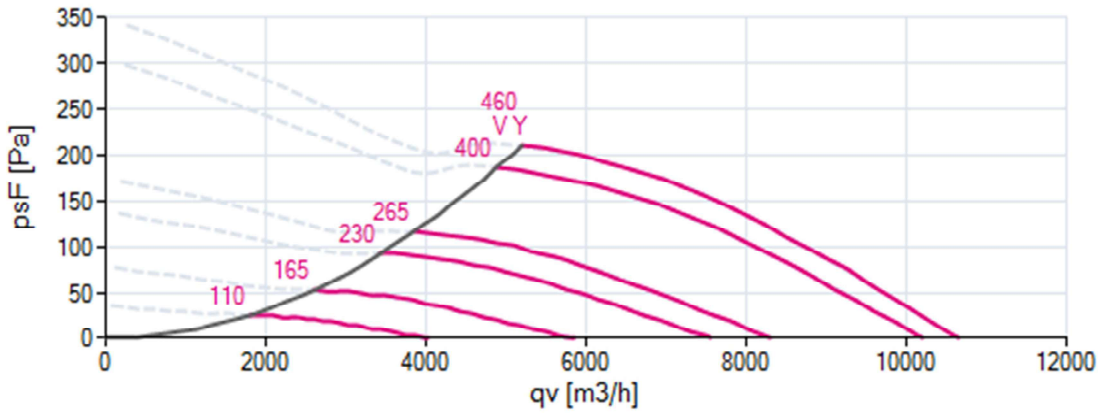
### 1. Product specification

#### Technical data

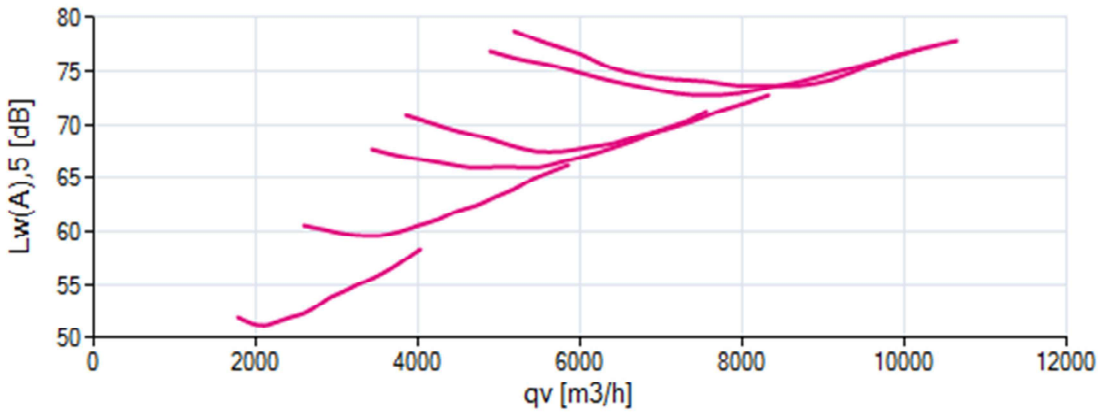
Article number	153540
Type	FN050-4DK.4I.V7P1
Designation	Axial fan with sickle blades
Rated values	3~230/400V±10% D/Y 50Hz P <sub>1</sub> 0,77kW 2,95/ 1,70A ΔI=0% 1300/min COSY 0,64 70°C 3~230/400V±10% D/Y 60Hz P <sub>1</sub> 1,10kW 3,30/ 1,90A ΔI=0% 1400/min COSY 0,81 70°C 3~265/460V±10% D/Y 60Hz P <sub>1</sub> 1,20kW 3,50/ 2,00A ΔI=0% 1480/min COSY 0,76 70°C
Electrical connection	Terminal box K62
Min. operating temperature °C	-40
Mounting type terminal box	Mounted on Stator
Type of protection	IP54
Thermal class	THCL155
Connection diagram	1360-106XA
Rating plate	1x fixed
Fitting position	H/Vu/Vo
Motor protection	thermal contact
Impregnation	Moisture and hot climate protection
Quality of bearings	ball bearing with long-time lubrication
Material Rotor	Aluminium
Painting rotor	unpainted
Material blades	Aluminium
Painting impeller	unpainted
Field of application	Standardanwendung
Guard grille type	ring grill
Other	All connecting elements in stainless steel.
Painting mot.suspens	Motor suspension powder-coated consistency class 2
colour suspension	RAL 9005 (jet black)
Weight kg	13,30
ErP Data	Efficiency $\eta_{\text{statA}}$ : 33,4 % Efficiency: $N_{\text{actual}} = 40,7 / N_{\text{target}} = 40^*$ *ErP 2015

### 2. Characteristic Curve

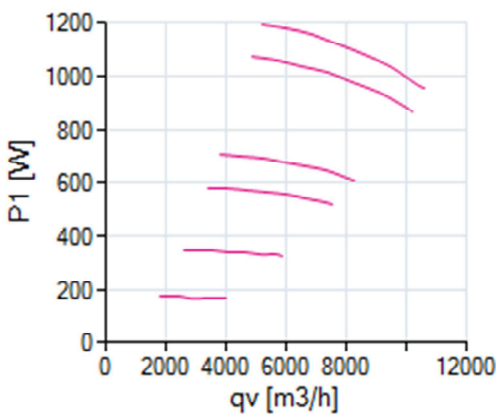
#### Air performance



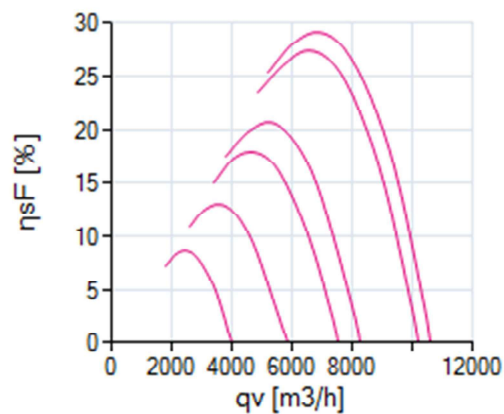
#### Acoustics



#### Power input



#### Efficiency



Please note: It's not allowed to use this fan in the stall area!\*

\*In doubt please ask your responsible ZIEHL-ABEGG sales contact.

#### Data of operating point

frequency (f<sub>BP</sub>)

60

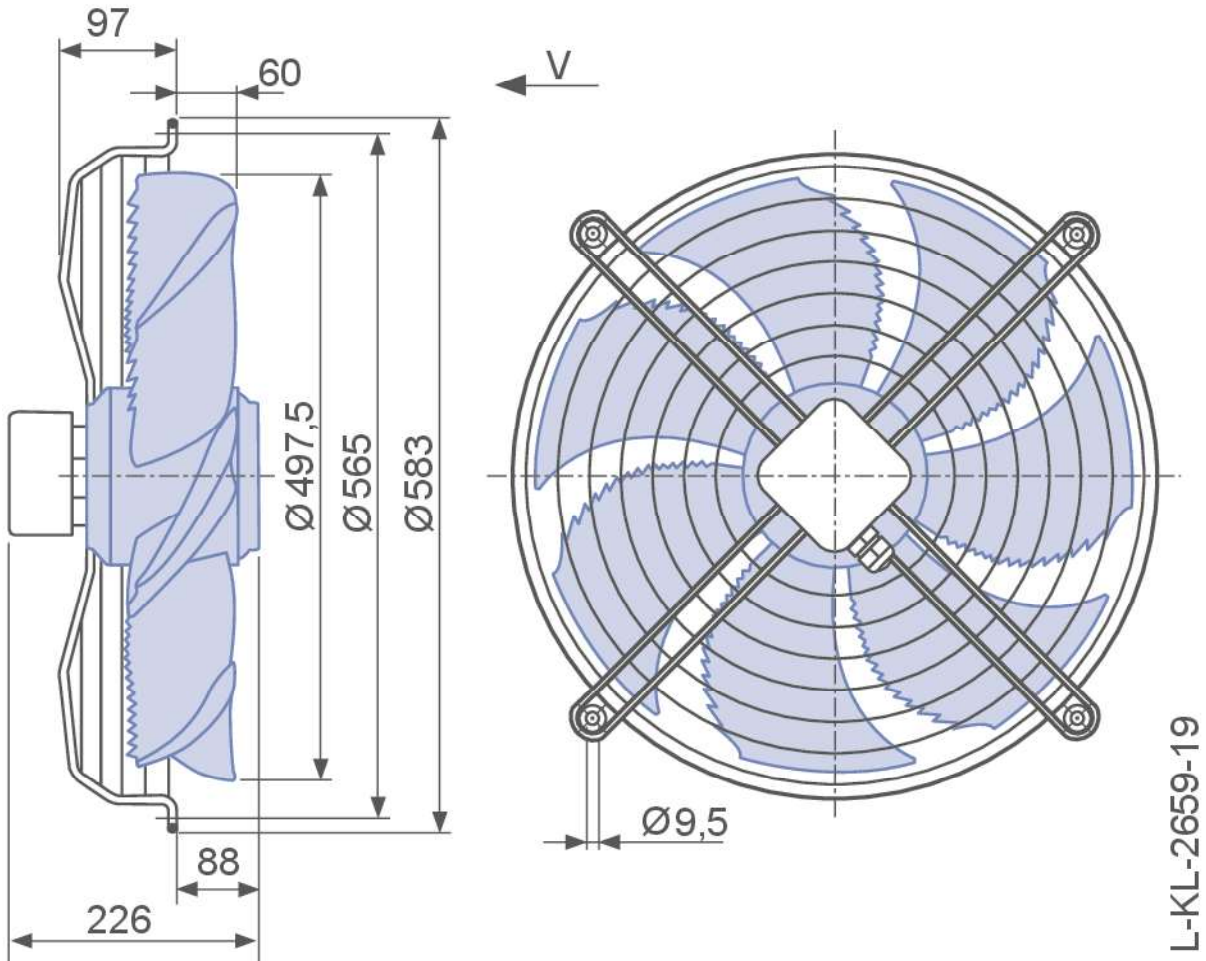
Article number  
153540

# The Royal League Die Königsklasse

mains supply  
guard grille

3~ 460V 60Hz Y  
no

## 3. Drawing



Dimensions in mm  
Shown drawing is just to show the dimensions of the fan.

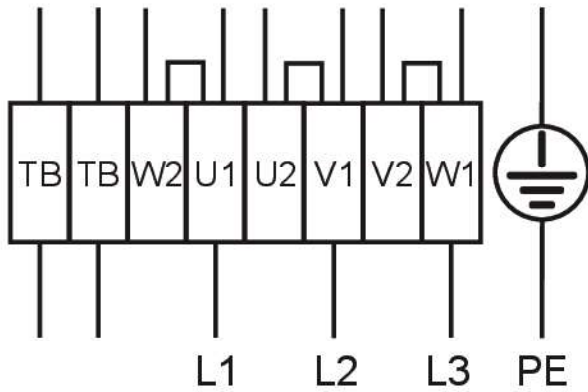
### 4. Connection diagram

1360-106XA

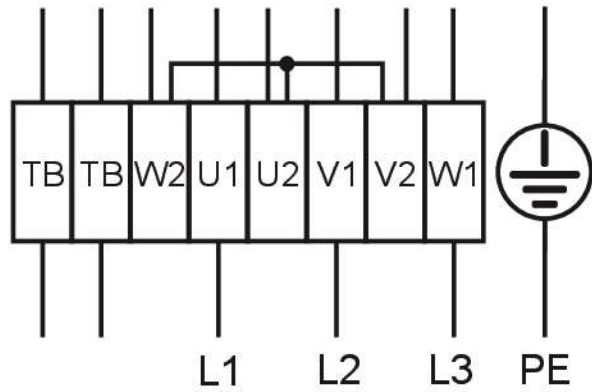
3~ motor with one speed and thermostatic switch (if built in).

- U1 brown
- V1 blue
- W1 black
- U2 red
- V2 grey
- W2 orange
- TB white

Δ-connection



Y-connection



### 5. EU-Declaration of conformity

#### EC-Declaration of conformity

- Translation -  
(english)  
ZA75-GB 1616 Index 011  
00285644-GB

**Manufacturer:** ZIEHL-ABEGG SE  
Heinz-Ziehl-Straße  
74653 Künzelsau  
Germany

The manufacturer is solely responsible for issuance of the declaration of conformity.

**The products:**

- External rotor motor MK..., MW..
- Axial fan FA..., FB..., FC..., FE..., FF..., FS..., FT..., FH..., FL..., FN..., FV..., DN..., VR..., VN..., ZC..., ZF..., ZN...
- Centrifugal fan RA..., RD..., RE..., RF..., RG..., RH..., RK..., RM..., RR..., RZ..., GR..., ER..
- Cross-flow fan QK..., QR..., QT..., QG..

**The engine type:**

- Asynchronous internal or external rotor motor
- Asynchronous internal or external rotor motor with integrated frequency inverter, except EDP system
- Electronically commutated (EC) internal or external rotor motor
- Electronically commutated internal or external rotor motor with integrated EC Controller, except EDP system

**These products comply with the following EU directives:**

- EMC Directive 2014/30/EU
- Low voltage directive 2014/35/EU
- ErP Directive 2009/125/EC, in conjunction with Regulation (EU) no. 327/2011

**The following harmonized standards are in use:**

EN 60034-1:2010 + Cor.:2010                      EN 61000-6-3:2007 + A1:2011 + AC:2012  
EN 60204-1:2006 + A1:2009 + AC:2010            EN 61000-6-2:2005 + AC:2005  
EN 60529:1991 + A1:2000 + A2:2013

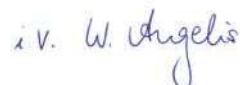
Compliance with the ErP Directive 2009/125/EC does not refer to external rotor motors MK..., MW..

All ErP-relevant information comprises measurements which are determined using a standardised measurement set-up. More details can be obtained from the manufacturer.

Compliance with the EMC Directive 2014/30 / EU refers only to those products when they are connected by mounting / operating instructions . If these products are integrated into a system or supplemented with other components (eg. sensing controls) and operated , the manufacturer or operator is responsible of the overall system for compliance with the EMC Directive 2014/30 / EU .

Künzelsau, 20.04.2016  
(Location, date of issue)

ZIEHL-ABEGG SE  
Dr. W. Angelis  
Technical Director Air Movement Division  
(Name, Function)



(Signature)





The Royal League in ventilation, control and drive technology

## Intelligent control technology for any application

**ZIEHL-ABEGG system capabilities:**  
Everything from a single source – perfectly matched for optimal performance

Please contact us. We would be pleased to design an individual solution for your requirements.

We would like to welcome you on our worldwide exhibitions. Please find our next exhibitions [here](#).